

# AQUA FLO<sup>®</sup>

## CRO-800UX6 Tankless Reverse Osmosis Drinking Water System



### Fresh Water is the Best Water!

While most R.O. systems use plastic storage tanks with rubber bladders to hold the filtered water until needed, the Aqua Flo Tankless RO utilizes a high capacity reverse osmosis membrane giving you better tasting water on demand!

### Reduces:

- Total Dissolved Solids (TDS)
- Lead
- Cysts
- Chlorine, Taste and Odor
- Sediment

### Features:



No Tank Required



High-Efficiency Performance  
(2 purified :1 drain)



High Flow Rate



Leak Alarm



Filter Life Indicator Lights



Quick Change Disposable Filter Cartridges



Item# 20010100



Premium Quality Water for Drinking, Ice Cubes and Cooking



No Heavy Bottles



Better Tasting Coffee, Tea, Juice and Soup



Healthier Plants



Scale-Free Steam Appliances

## Features:

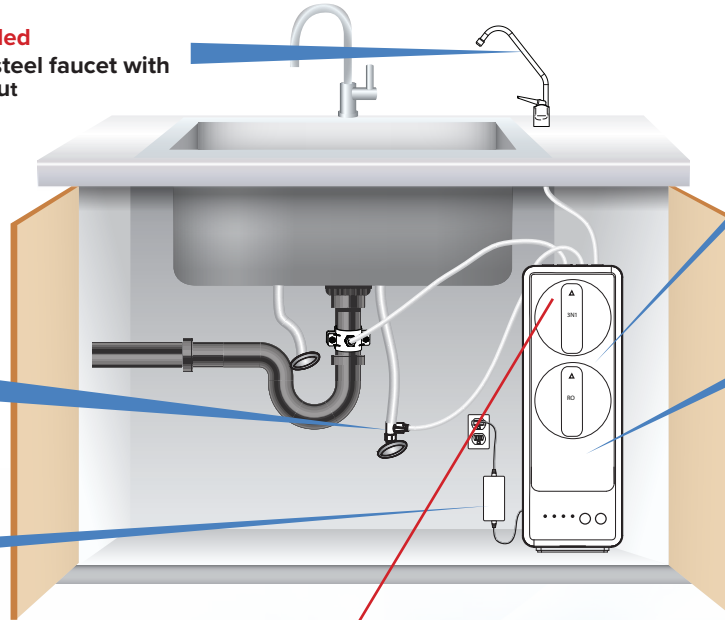
### Faucet Included

- ▶ Stainless steel faucet with swing spout

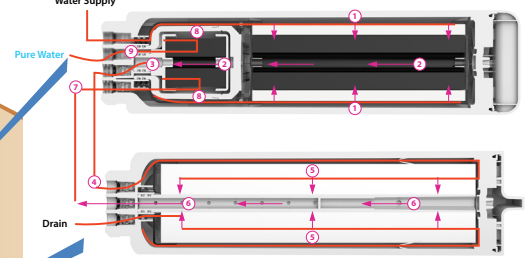
### Easy Installation

- ▶ Supply valve included - no pipe cutting or soldering required

Electric power hook-up



### 3 in 1 Filter - item# 65011215

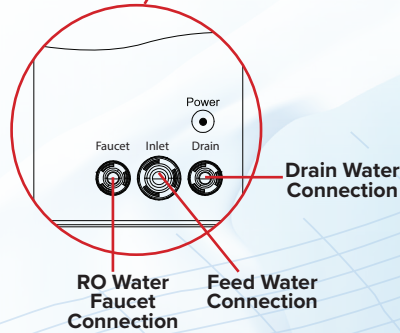


### Membrane - item# 65011216

## Additional Features:

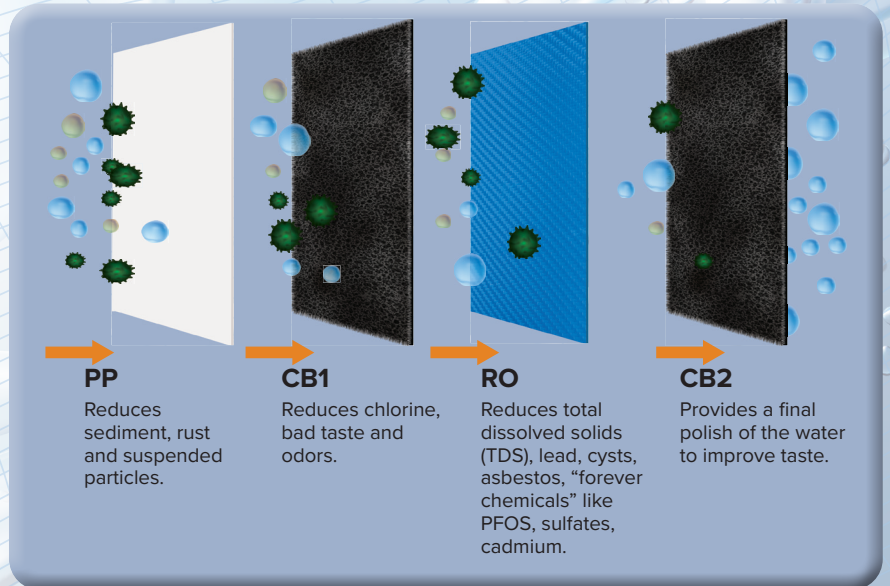
- ▶ Simplicity of Installation - tankless
- ▶ Continuous filtered water flow on demand
- ▶ Space saving design
- ▶ Disposable filter cartridges
- ▶ No storage tank
- ▶ Intelligent filter service life reminder
- ▶ Integrated manifold design
- ▶ High efficiency technology saves water
- ▶ Designed for whisper quiet performance
- ▶ Leak detector with automatic shut off and audible alarm

- ▶ Quick Connect fittings - Connect tubing to filter in seconds



Model: CR0800-UX6 Item# 20010100		
Water Supply	Potable Water	
Feed Line Pressure	14.5 - 58 psi	
Flow Rate	0.62 gal/min (2.3 L/min)	
Salt Rejection	≥93.6%	
Recovery	65%	
Feed Water Temperature	5~38 °C	
Ambient Humidity	≤90%	
Sound Level	≤60dB	
Electrical	Input	100~240V AC 50/60Hz
	Output	DC24V 5A
	Power Used	120W
Membrane	Type	Thin Film Composite Membrane
	Rating	800 G
Connection	Faucet	3/8" Quick Connect
	Inlet	3/8" Quick Connect
	Drain	1/4" Quick Connect
Accessory	Faucet & Installation Kit Included	
Product Dimension (WxDxH)	5.1*15.6*14.8 in	
Carton Dimensions (WxDxH)	14.1*18.8*17.3 in	

\*Salt rejection and water recovery are variable and can be effected by temperature and feed water conditions.



# AQUA FLO®

A Division of



Your Local Water Specialist

80155640 REV 1E 2024-08-08  
www.canaturewg.com